


# BUILD YOUR OWN TIPPY TAP

[tippytap.org](http://tippytap.org)



2m forked sticks x2  
1m straight sticks x2



1. Dig two holes 18 in (45 cm) deep and about 2 ft (66cm) apart



Oil bottom of sticks to prevent termites

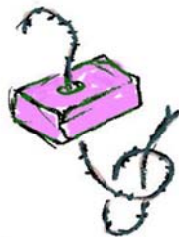
2. Place the forked sticks in the holes and ensure they are level



3. Fill holes with soil & rocks, and pack tightly



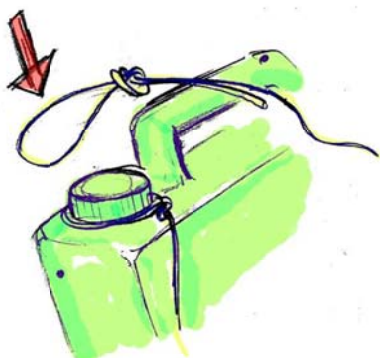
4. Heat the nail and make 2 holes in the water container



5. Make a hole in the soap and thread string through it



6. Hang container & soap and fill with water



7. Attach string to water container



8. Attach other end to foot lever stick



9. Use gravel basin to capture water